

# Business and Industrial Demographics

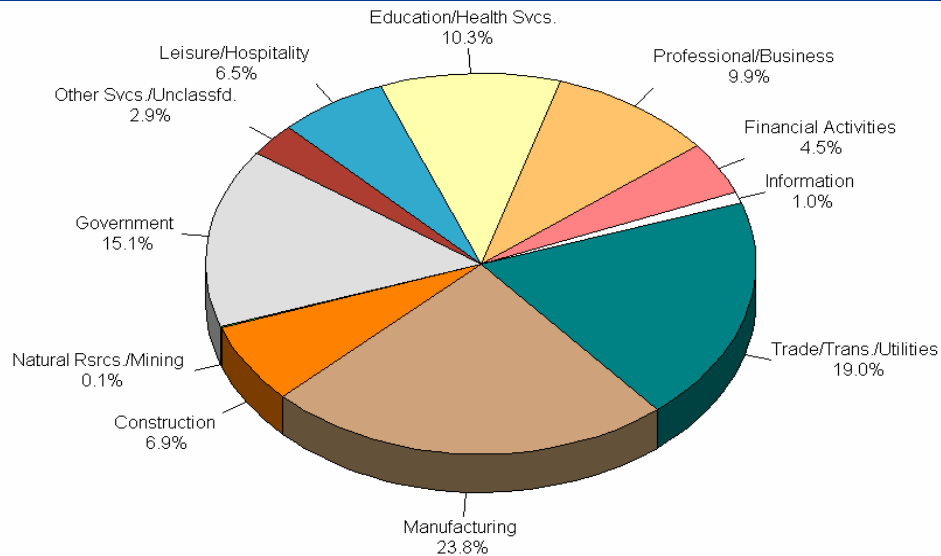
**Economic and Community Development**  
 1 Executive Park Drive  
 Hendersonville, Tennessee 37075  
 Telephone 615/822-1000



## 2001 SUMNER COUNTY ESTABLISHMENTS AND EMPLOYMENT BY INDUSTRY

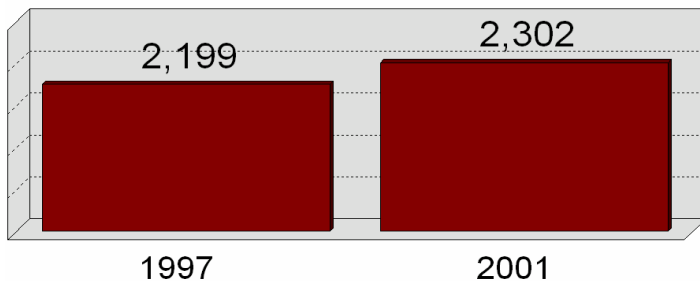
Industry Division	Number of Establishments	Payroll Employment
Natural Resources and Mining	5	26
Construction	306	2,539
Manufacturing	192	8,767
Trade, Transportation, and Utilities	587	7,009
Information	28	356
Financial Activities	246	1,659
Professional and Business Services	321	3,644
Education and Health Services	212	3,808
Leisure and Hospitality	158	2,393
Other Services and Unclassified	209	1,063
Government	38	5,580
<b>All Industries</b>	<b>2,302</b>	<b>36,844</b>

## 2001 SUMNER COUNTY PERCENT PAYROLL EMPLOYMENT BY INDUSTRY

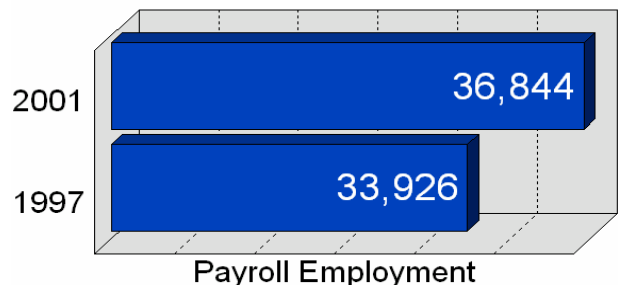


## FOUR-YEAR GROWTH 1997 - 2001

Four-Year Establishment Growth: 4.7%



Four-Year Job Growth: 8.6%



Source: Tennessee Department of Labor and Workforce Development